








CREATIP NEEDLE CONFIGURATIONS

Stand: 10.06.2010

MODULES FOR LINELLE SUPREME








		NEEDLE ARRANGEMENT	IDEAL FOR	FURTHER INFORMATION
Configuration Needle diameter Product Code	1-liner creatip 0,4 mm E-0251-A		Fine hairlines, eyeliner, eyelash enhancements	Penetrates easily – be sure to adjust the needle depth accordingly!
Configuration Needle diameter Product Code	3-liner creatip 0,3 mm E-0253-A		Eyeliner, lip contours	
Configuration Needle diameter Product Code	3-micro creatip 0,18 mm E-0253C-A		Hairlines, eyeliner, eyelash enhancements, soft lip contours	
Configuration Needle diameter Product Code	3-outline creatip 0,25 mm E-0253O-A		Eyelash enhancements, soft lip contours, eyebrow enhancements/shadowing	
Configuration Needle diameter Product Code	3-power creatip 0,3 mm E-0253P-A		Eyeliner, lip contours, soft shadowing/hair strokes	Important: Use the 3-power creatip sparingly and apply the color in only a few work steps. Very well suited for color refreshments. Strong color application, very high line density.
Configuration Needle diameter Product Code	3-sloped creatip 0,4 mm E-0253S-A		Eyebrows and lips; numerous special techniques for advanced permanent makeup artists with special training	Developed by Dr. Linda Dixon, this advanced needle configuration requires special training. Used correctly, all needles penetrate the skin evenly, allowing for a wide range of new appli- cations. The best way to acquire the special skills needed is our advanced techniques seminar.
Configuration Needle diameter Product Code	4-flat creatip 0,4 mm E-0254-A		Lip shadowing, eyebrow shadowing	



CREATIP NEEDLE CONFIGURATIONS

Stand: 10.06.2010

MODULES FOR LINELLE SUPREME

		NEEDLE ARRANGEMENT	IDEAL FOR	FURTHER INFORMATION
Configuration Needle diameter Product Code	5-power creatip 0,3 mm E-0255P-A		Eyeliner, lip contours, wide, soft color grading	Important: Use the 5-power creatip sparingly and apply the color in only a few work steps. Very well suited for color refreshments. Strong color application, powdery.
Configuration Needle diameter Product Code	5-shader creatip 0,3 mm E-0255-A		Lip shadowing, lips, eyebrow foundation, full shadowing, shadowing, lid shadowing	
Configuration Needle diameter Product Code	5-magnum creatip 0,3 mm E-0255M-A		Lip shadowing, full lips, eyebrows, full shadowing, areola, shadowing, scar camouflage	
Configuration Needle diameter Product Code	5-sloped creatip 0,4 mm E-0255S-A		Numerous special techniques for advanced permanent makeup artists with special training	Developed by Dr. Linda Dixon, this advanced needle configuration requires special training. Used correctly, all needles penetrate the skin evenly, allowing for a wide range of new applications. The best way to acquire the special skills needed is our advanced techniques seminar.
Configuration Needle diameter Product Code	7-round creatip 0,3 mm E-0257-A		Lip shadowing, areola, scar camouflage	
Configuration Needle diameter Product Code	7-power creatip 0,3 mm E-0257P-A		Lip contours, tattoo outlines	Important: Use the 7-power creatip sparingly and apply the color in only a few work steps. Very well suited for color refreshments. Strong color application, very high line density.
Configuration Needle diameter Product Code	9-magnum creatip 0,3 mm E-0259-A		Lips, areola, scar camouflage, full shadowing, eyebrows	Soft color grading

amiea

Within Australia Contact: CTshopSales@gmail.com

<http://www.CosmeticTattooist.com>