






CREATIP TWIST NEEDLE CONFIGURATIONS

Stand: 10.06.2010

MODULES FOR LINELLE TWO

		NEEDLE ARRANGEMENT	IDEAL FOR	FURTHER INFORMATION
Configuration Needle diameter Product Code	1-liner creatip twist 0,4 mm E-0401		Fine hairlines, eyeliner, eyelash enhancements	Penetrates easily – be sure to adjust the needle depth accordingly!
Configuration Needle diameter Product Code	3-liner creatip twist 0,3 mm E-0403		Eyeliner, lip contours	
Configuration Needle diameter Product Code	3-outline creatip twist 0,25 mm E-0430		Eyelash enhancements, soft lip contours, eyebrow enhancements/shadowing	
Configuration Needle diameter Product Code	3-sloped creatip twist 0,4 mm E-0403S		Eyebrows and lips; numerous special techniques for advanced permanent makeup artists with special training	Developed by Dr. Linda Dixon, this advanced needle configuration requires special training. Used correctly, all needles penetrate the skin evenly, allowing for a wide range of new applications. The best way to acquire the special skills needed is our advanced techniques seminar.
Configuration Needle diameter Product Code	4-flat creatip twist 0,4 mm E-0404		Lip shadowing, eyebrow shadowing	








amiea

CREATIP TWIST NEEDLE CONFIGURATIONS

Stand: 10.06.2010

MODULES FOR LINELLE TWO

		NEEDLE ARRANGEMENT	IDEAL FOR	FURTHER INFORMATION
Configuration Needle diameter Product Code	5-round creatip twist 0,3 mm E-0405		Eyeliner, lip contours, wide, soft color grading	Important: Use the 5-round creatip twist sparingly and apply the color in only a few work steps. Very well suited for color refreshments. Strong color application, powdery.
Configuration Needle diameter Product Code	5-magnum creatip twist 0,3 mm E-0405M		Lip shadowing, full lips, eyebrows, full shadowing, areola, shadowing, scar camouflage	
Configuration Needle diameter Product Code	5-sloped creatip twist 0,4 mm E-0405S		Numerous special techniques for advanced permanent makeup artists with special training	Developed by Dr. Linda Dixon, this advanced needle configuration requires special training. Used correctly, all needles penetrate the skin evenly, allowing for a wide range of new applications. The best way to acquire the special skills needed is our advanced techniques seminar.
Configuration Needle diameter Product Code	7-round creatip twist 0,3 mm E-0407		Lip shadowing, areola, scar camouflage	
Configuration Needle diameter Product Code	9-magnum creatip twist 0,3 mm E-0409		Lips, areola, scar camouflage, full shadowing, eyebrows	Soft color grading



amiea

Within Australia Contact: CTshopSales@gmail.com

<http://www.CosmeticTattooist.com>